

**AUDAX**

LA PASSION DU HAUT-PARLEUR

**HM210X0**

BASS MIDRANGE


100992B

**8" - TPX CONE DRIVER - 210 mm****PRESTIGE SERIES****TPX cone**

Non resonant die cast chassis  
 Ventilated chassis under spider  
 High loss, high compliance rubber suspension  
 Edgewound, flat copper wire  
 Kapton voice coil former  
 High loss phase plug  
 Gold plated terminals

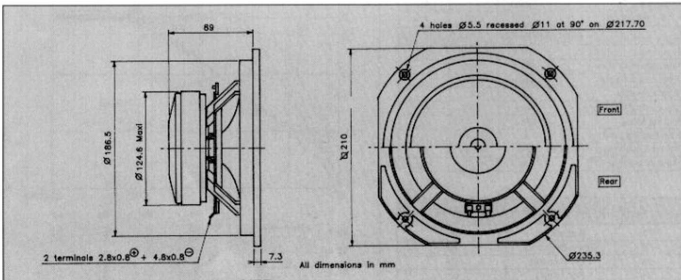
**Cône TPX**

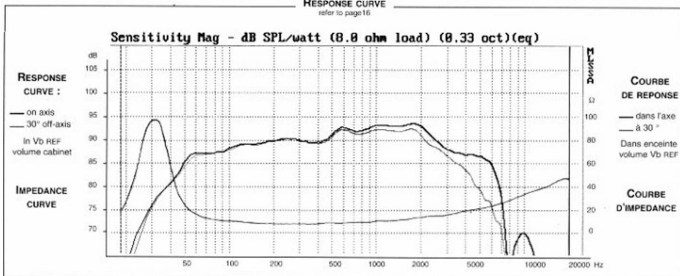
Châssis Zamak moulé non résonant  
 Fond ventilé  
 Suspension caoutchouc amortissant hte compliance  
 Bobine sur support Kapton (ø 40 mm)  
 Fil cuivre plat sur chant  
 Ogive non résonante  
 Connectique plaquée or



Designed for high end 2 or 3-way floor standing systems, this 8" Bass-Midrange driver features a patented TPX diaphragm coupled to a high loss, high compliance rubber suspension. TPX is an advanced polymer that is extremely rigid, very light and possesses high internal damping. High power handling results from the flat, edgewound copper coil mounted onto a fiberglass reinforced Kapton voice coil former. Unobstructed venting of the Zamak die cast chassis contributes to the dramatic transient response. A high loss phasing plug completes the design to ensure a smooth top end response for minimum crossover equalization and a very neutral sound quality. Gold plated terminals offer excellent solderability. The "suggested applications" charts indicate various driver loads, including the box alignment used to measure the response curve (Vb REF). The response curves shown on the diagram indicate the predicted low end response of the driver in the suggested box volume (Vb) with suggested port (Dp-Lp).

Ce Boomer-Médium de 210 mm, destiné à des systèmes 2 ou 3 voies haut de gamme, est doté d'une membrane en TPX, brevet Audax, matériau offrant d'exceptionnelles propriétés d'amortissement interne de rigidité et de faible densité (0,83). Le cône TPX est associé à une suspension en caoutchouc amortissant. Sa bonne tenue en puissance résulte de l'utilisation d'une bobine sur support Kapton renforcé fibre de verre en fil de cuivre plat sur chant. L'exceptionnelle réponse en transitoires résulte de la structure ouverte du châssis Zamak dégageant le cône et le spider. L'ogive non résonante complète le design en assurant une fin de bande linéaire et une parfaite neutralité du message musical. La connectique plaquée or permet une excellente soudabilité. Le tableau "Suggested applications" indique différents types de charge dont celui utilisé pour la mesure de la courbe de réponse (Vb). Les courbes publiées correspondent à la réponse dans le grave pour un volume (Vb) et une dimension d'évent donnée (Dp-Lp).



**RESPONSE CURVE**  
 refer to page 16


## SPECIFICATIONS

Technical Characteristics	Symbol	Value	Units
---------------------------	--------	-------	-------

### PRIMARY APPLICATION

Nominal Impedance	Z	8	$\Omega$
Resonance Frequency	Fs	30	Hz
Nominal Power Handling	P	70	W
Sensitivity	E	90	dB

### VOICE COIL

Voice coil diameter	$\varnothing$	40	mm
Minimum Impedance	Zmin	7,4	$\Omega$
DC Resistance	Re	6,4	$\Omega$
Voice Coil Inductance	Lbm	0,66	mH
Voice coil Length	h	14,3	mm
Former	-	Kapton	-
Number of layers	n	1	-

### MAGNET

Magnet dimensions	$\varnothing$ x h	120 x 20	mm
Magnet weight	m	0,88	kg
Flux density	B	1,4	T
Force factor	BL	11,23	NA <sup>4</sup>
Height of magnetic gap	He	6	mm
Stray flux	Fmag	-	Am <sup>2</sup>
Linear excursion	Xmax	$\pm 4,15$	mm

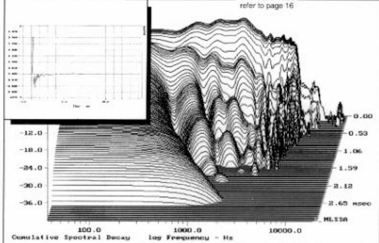
### PARAMETERS

Suspension Compliance	Cms	$1,06 \cdot 10^{-3}$	mN <sup>-1</sup>
Mechanical Q Factor	Qms	8,85	-
Electrical Q Factor	Qes	0,25	-
Total Q Factor	Qts	0,25	-
Mechanical Resistance	Rms	0,58	kg s <sup>-1</sup>
Moving Mass	Mms	$27 \cdot 10^{-4}$	kg
Effective Piston Area	S	$2,32 \cdot 10^{-3}$	m <sup>2</sup>
Volume Equivalent of Air at Cas	Vas	$80 \cdot 10^{-4}$	m <sup>3</sup>
Mass of speaker	M	2,7	kg

## APPLICATION PARAMETERS

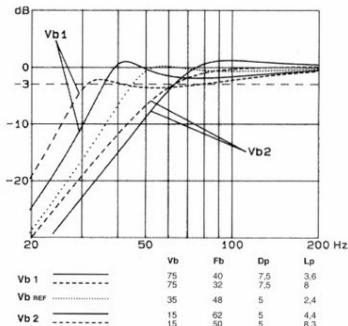
Vb	Box volume	dm <sup>3</sup>
Fb	Tuning frequency	Hz
Dp	Port diameter	cm
Lp	Port length	cm

### IMPULSE RESPONSE



### SUGGESTED APPLICATIONS

refer to page 8 to 13



Please refer to method of measurement and measurement conditions pages 15 to 19.

Audax may, without prior notification modify the specifications on its products further to research and development requirements.