


## 6 1/2" - TPX CONE DRIVER - 170 mm

PROFESSIONAL LINE

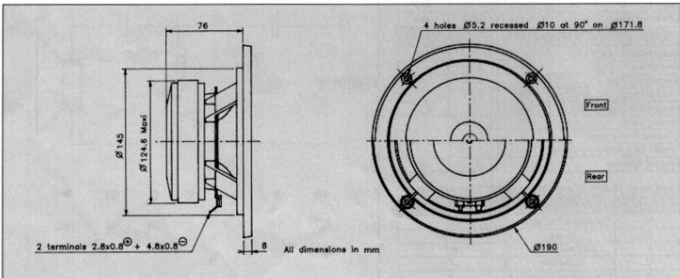
TPX cone  
Very high efficiency - 101 dB  
Ultra stiff die cast chassis  
Treated flat foam suspension  
Kapton voice coil former (40 mm Ø)  
Flat aluminium wire  
Gold plated terminals  
Solid aluminium phase plug

Cône TPX  
Très haut rendement - 101 dB  
Châssis moulé ultra rigide  
Suspension plane mousse traitée  
Bobine sur support Kapton (Ø 40 mm)  
Fil plat aluminium sur chant  
Connectique plaquée or  
Ogive aluminium massif



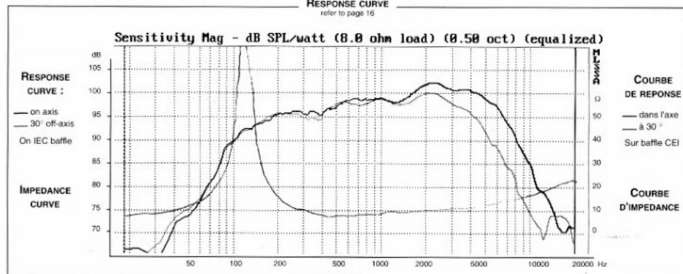
This midrange driver has been specifically designed for high fidelity professional sound reinforcement systems. Its efficiency and power handling capacity are exceptional for a direct radiation transducer of its category - 101 dB - 100 W due to an edgewound flat aluminium voice coil mounted on a fiberglass reinforced Kapton former. The flat foam suspension is coated with a visco-elastic compound in order to minimize the standing waves and cone break-up. It is ideally suited to cover the frequency range from 500 Hz to 8 kHz. TPX featuring high internal damping and high sound velocity, provides this driver with an exceptional musical balance coupled with perfect neutrality. A crossover design is suggested in Fig. 1 and corresponding chart for matching this driver with a woofer in our line is provided. Recommended crossover point : 600 Hz at 18 dB/octave.

Ce haut-parleur médium est spécialement étudié pour les sonorisations professionnelles de qualité haute fidélité. Son rendement et sa tenue en puissance sont exceptionnels pour un transducteur de cette catégorie. 101 dB - 100 W grâce à une bobine en fil plat d'aluminium sur chant et son support Kapton renforcé fibre de verre. La suspension plane en mousse traitée par un matériau visco-élastique minimise les ondes stationnaires et contrôle les modes parasites du cône. Son domaine d'utilisation privilégié se situe de 500 Hz à 8 kHz. Le TPX, matériau à haut coefficient d'amortissement interne et à grande vitesse de propagation du son, confère à ce haut parleur une musicalité exceptionnelle d'une parfaite neutralité. Fréquence de coupure recommandée : 600 Hz à 18 dB/octave. Un schéma de filtre passe-bas est proposé (Fig 1) pour un raccordement optimisé aux woofers de notre série.



**RESPONSE CURVE**

refer to page 16



## SPECIFICATIONS

Technical Characteristics	Symbol	Value	Units
---------------------------	--------	-------	-------

### PRIMARY APPLICATION

Nominal Impedance	Z	8	$\Omega$
Resonance Frequency	Fs	134	Hz
Nominal Power Handling	P	100	W
Sensitivity	E	101	dB

### VOICE COIL

Voice coil diameter	$\varnothing$	40	mm
Minimum Impedance	Zmin	6,5	$\Omega$
DC Resistance	Re	6.3	$\Omega$
Voice Coil Inductance	Lbm	0,12	mH
Voice coil Length	h	7	mm
Former	-	Kapton	-
Number of layers	n	1	-

### MAGNET

Magnet dimensions	$\varnothing \times h$	120x20	mm
Magnet weight	m	0,88	kg
Flux density	B	1,4	T
Force factor	BL	7,06	NA <sup>-1</sup>
Height of magnetic gap	He	6	mm
Stray flux	Fmag	-	Am <sup>2</sup>
Linear excursion	Xmax	$\pm 0,5$	mm

### PARAMETERS


Suspension Compliance	Cms	$0,22 \cdot 10^{-1}$	mN <sup>-1</sup>
Mechanical Q Factor	Qms	5,79	-
Electrical Q Factor	Qes	0,68	-
Total Q Factor	Qts	0,60	-
Mechanical Resistance	Rms	0,93	kg s <sup>-1</sup>
Moving Mass	Mms	$6,4 \cdot 10^{-3}$	kg
Effective Piston Area	S	$1,39 \cdot 10^{-2}$	m <sup>2</sup>
Volume Equivalent of Air at Cas	Vas	$6,05 \cdot 10^{-1}$	m <sup>3</sup>
Mass of speaker	M	2,6	kg

## APPLICATION PARAMETERS

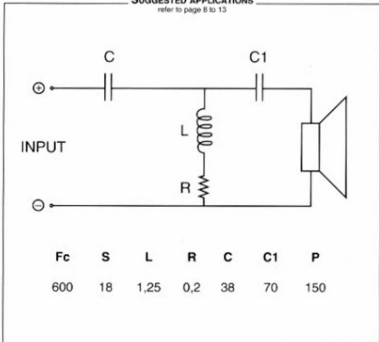
Fc	Crossover Frequency	Hz
S	Slope	dB / Oct.
L	Self-inductance	mH
C	Capacitor	$\mu$ F
P	Nominal Power Handling	W

**IMPULSE RESPONSE**
**WATERFALL**

refer to page 16


**SUGGESTED APPLICATIONS**

refer to page 8 to 13



Please refer to method of measurement and measurement conditions pages 15 to 19.

Audax may, without prior notification modify the specifications on its products further to research and development requirements.