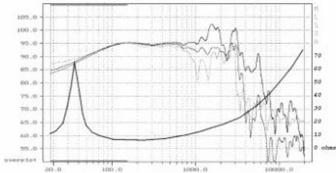



La technologie papier associée au châssis moulé ultra-rigide permettent d'obtenir une reproduction très puissantes de graves d'une grande douceur.




Impédance 8 ohms
Résonance 52 Hz
Puissance nominale (IEC) 150 W
Sensibilité (2.83V/1m) 99.0 dB

Résistance (DC) 6.0 ohms
Inductance 0.65 mH
Xmax ± 4.15 mm
Qms 4.13
Qes 0.75
Qts 0.64
Vas 130 l

Diamètre bobine 70 mm
Hauteur bobine 15.3 mm
Support kapton
Nb. couches 1
Type de fil plat
Champ 14.4 NA
Masse mobile 79.5 gr


Membrane papier
Suspension .. textile imprégné
Saladier zamack
Poids 7.8 kg



15" - PAPER CONE DRIVER - 380 mm**PROFESSIONAL LINE**

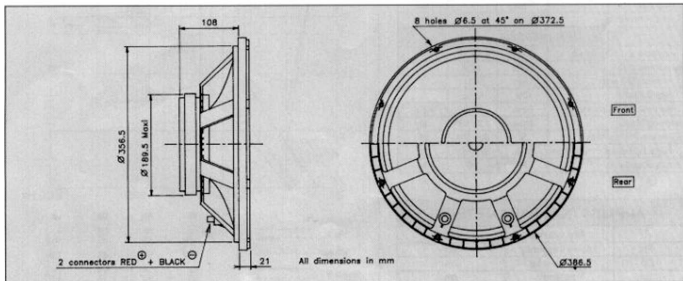
Very high efficiency - 99 dB - High power 150 W
 Coated textile suspension
 Ultra stiff die cast chassis
 Heat sink design
 Vented pole piece
 Kapton voice coil former (70 mm \varnothing)
 Flat copper wire
 Gold plated binding posts

Très haut rendement - 99 dB
 Puissance élevée - 150 W
 Suspension toile traitée
 Châssis moulé ultra-rigide
 Ailettes de refroidissement - Noyau ventilé
 Bobine sur support Kapton (\varnothing 70 mm)
 Fil cuivre plat sur chant
 Bornes plaquées or



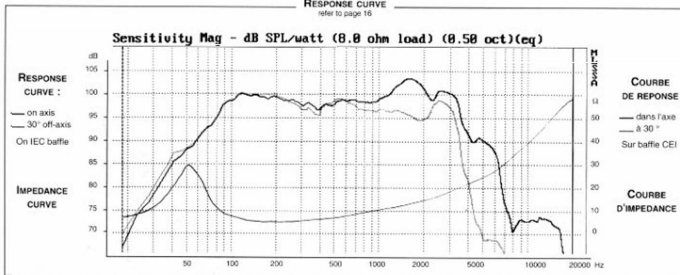
This 15" woofer is ideally suited for Bass Reflex or Horn Loading in high quality stage monitoring applications and club installations. The extremely high efficiency (99 dB) is the result of the large diameter (7") magnet system coupled with a light, curvilinear cone. The flat, edgewound copper wire voice coil is mounted onto a fiberglass reinforced Kapton former for exceptional power handling (150 W). The magnet has a vented pole piece and is heatsinked to the Zamak chassis to maximize heat dissipation. Gold plated binding posts fitted onto the Ultra stiff die cast chassis are designed to accept large diameter cables. The "suggested applications" charts indicate various driver loads. The response curves shown on the diagram indicate the predicted low end response of the driver in the suggested box volume (V_b) with suggested port (Dp-Lp).

Ce haut-parleur de grave de 380 mm est particulièrement destiné à une utilisation en bass-reflex ou pavillon pour des applications de scène ou de discothèques de haute qualité. Le rendement extrêmement élevé (99 dB) résulte de la combinaison d'une membrane légère à profil exponentiel, d'une bobine de 70 mm sur support Kapton renforcé fibre de verre en fil de cuivre plat sur chant et d'une structure magnétique largement dimensionnée (\varnothing 180 mm). le châssis en Zamak moulé à ailettes de refroidissement et le noyau ventilé assurent une dissipation optimale de la chaleur. Les borniers plaqués or permettent l'utilisation de câbles de forte section. Le tableau "Suggested applications" indique différents types de charge. Les courbes publiées correspondent à la réponse dans le grave pour un volume (V_b) et une dimension d'évent donnée (Dp-Lp).



RESPONSE CURVE

refer to page 16


SPECIFICATIONS

Technical Characteristics	Symbol	Value	Units
---------------------------	--------	-------	-------

PRIMARY APPLICATION

Nominal Impedance	Z	8	Ω
Resonance Frequency	Fs	52	Hz
Nominal Power Handling	P	150	W
Sensitivity	E	99	dB

VOICE COIL

Voice coil diameter	\varnothing	70	mm
Minimum Impedance	Zmin	6,5	Ω
DC Resistance	Re	6	Ω
Voice Coil Inductance	Lbm	0,65	mH
Voice coil Length	h	15,3	mm
Former	-	Kapton	-
Number of layers	n	1	-

MAGNET

Magnet dimensions	$\varnothing \times h$	184 x 20	mm
Magnet weight	m	1,91	kg
Flux density	B	1,2	T
Force factor	BL	14,4	NA'
Height of magnetic gap	He	7	mm
Stray flux	Fmag	-	Am'
Linear excursion	Xmax	$\pm 4,15$	mm

PARAMETERS

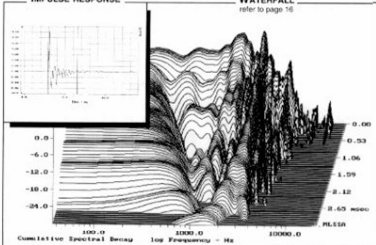
Suspension Compliance	Cms	$0,12 \cdot 10^{-4}$	mN'
Mechanical Q Factor	Qms	4,13	-
Electrical Q Factor	Qes	0,75	-
Total Q Factor	Qts	0,64	-
Mechanical Resistance	Rms	6,33	kg s'
Moving Mass	Mms	$79,5 \cdot 10^{-4}$	kg
Effective Piston Area	S	$8,92 \cdot 10^{-1}$	m ²
Volume Equivalent of Air at Cas	Vas	$130 \cdot 10^{-6}$	m ³
Mass of speaker	M	7,8	kg

APPLICATION PARAMETERS

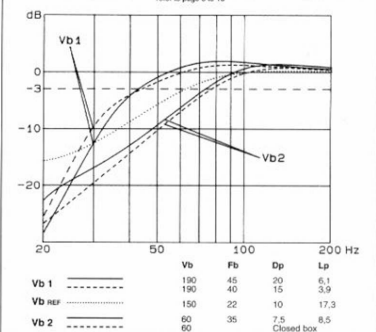
Vb	Box volume	dm ³
Fb	Tuning frequency	Hz
Dp	Port diameter	cm
Lp	Port length	cm

IMPULSE RESPONSE
WATERFALL

refer to page 16


SUGGESTED APPLICATIONS

refer to page 8 to 13



Please refer to method of measurement and measurement conditions pages 15 to 19.

Audax may, without prior notification, modify the specifications on its products further to research and development requirements.