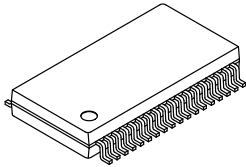


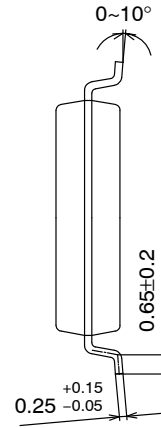
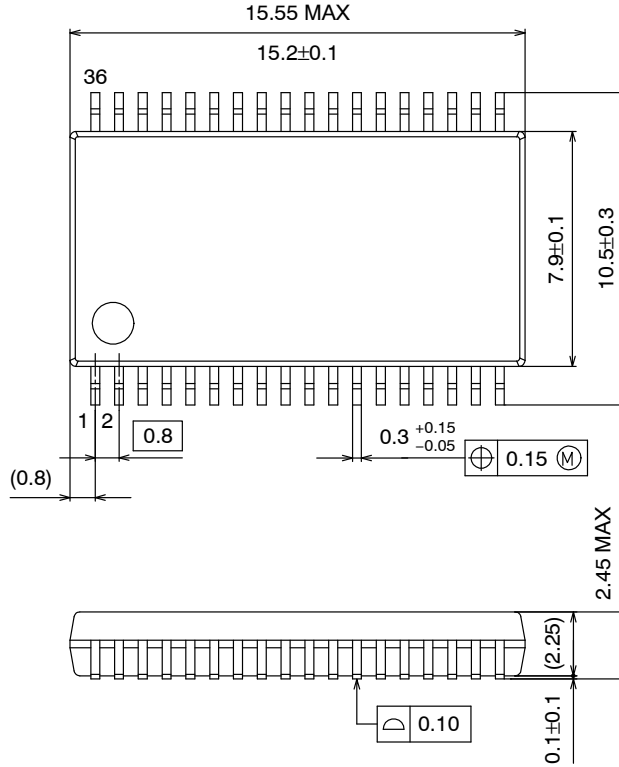
MECHANICAL CASE OUTLINE
PACKAGE DIMENSIONS

ON Semiconductor®

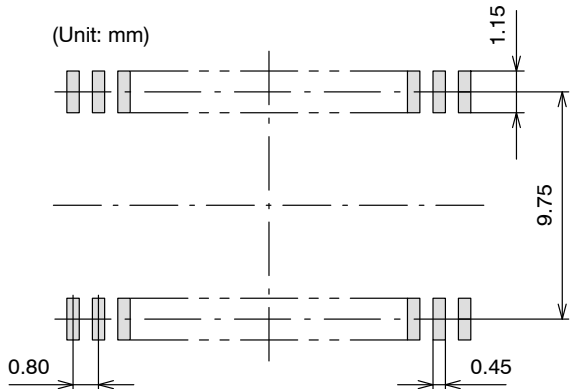


SOIC36 W / MFP36SDJ (375 mil)
CASE 751CM
ISSUE A

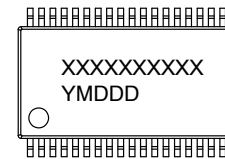
DATE 08 NOV 2013



SOLDERING FOOTPRINT*



GENERIC MARKING DIAGRAM*



XXXXX = Specific Device Code
 Y = Year
 M = Month
 DDD = Additional Traceability Data

NOTE: The measurements are not to guarantee but for reference only.

*For additional information on our Pb-Free strategy and soldering details, please download the ON Semiconductor Soldering and Mounting Techniques Reference Manual, SOLDERRM/D.

*This information is generic. Please refer to device data sheet for actual part marking. Pb-Free indicator, "G" or microdot "▪", may or may not be present.

DOCUMENT NUMBER:	98AON67234E	Electronic versions are uncontrolled except when accessed directly from the Document Repository. Printed versions are uncontrolled except when stamped "CONTROLLED COPY" in red.
STATUS:	ON SEMICONDUCTOR STANDARD	
NEW STANDARD:		
DESCRIPTION:	SOIC36 W / MFP36SDJ (375 MIL)	PAGE 1 OF 2

